

ORACLE®

Introduction to Oracle Financial Performance Reporting Cloud Service

Wayne Heather – Sr. Principal, Business Analytics Product Group
Al Marciante – Sr. Director, Product Management
Toufic Wakim – Architect

Oracle Enterprise Performance Management
October, 2014

September 28–
October 2, 2014
San Francisco

ORACLE
OPEN
WORLD











ORACLE

Copyright © 2014, Oracle and/or its affiliates. All rights reserved. |

Safe Harbor Statement

The following is intended to outline our general product direction. It is intended for information purposes only, and may not be incorporated into any contract. It is not a commitment to deliver any material, code, or functionality, and should not be relied upon in making purchasing decisions. The development, release, and timing of any features or functionality described for Oracle's products remains at the sole discretion of Oracle.

Today, every business faces a digital challenge

around-the-clock availability  big data  change at the
speed of business  customer and employee
engagement  **digital** immediate information 
mobile  personalized service  real-time fulfillment
 social  user experience  zero errors 

How Oracle helps you succeed in a digital world



MODERN BUSINESS

practices for every function
in your enterprise



MODERN CLOUD

that is personalized,
connected and secure




PRACTICAL PATH

to the cloud for customers
to achieve business goals

Enterprise Performance Management Cloud

ENTERPRISE PERFORMANCE MANAGEMENT SOLUTIONS



Financial Performance
Reporting



Planning &
Budgeting

ENTERPRISE PERFORMANCE MANAGER FOUNDATION

Common Security and Identity Services

Single Development and Integration Framework

Unified Business Intelligence

Universal Data Relationship Master

Best in Class PaaS

ORACLE®

**ENTERPRISE
PERFORMANCE
MANAGEMENT
CLOUD**

Accelerate Your Performance, Management And Narrative Reporting

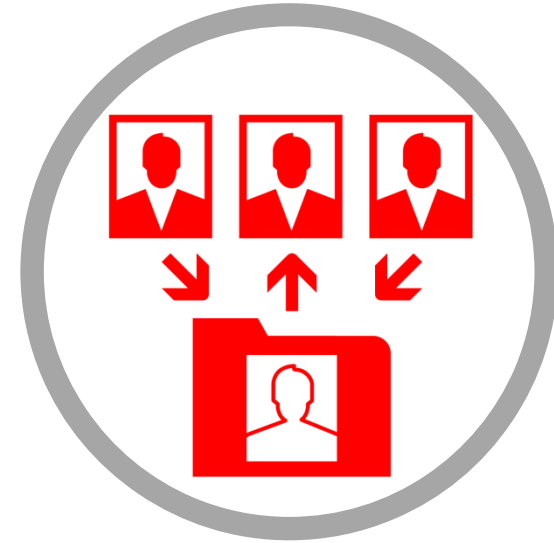
Oracle Financial Performance Reporting Cloud Service



**Combine Data
and Narrative**



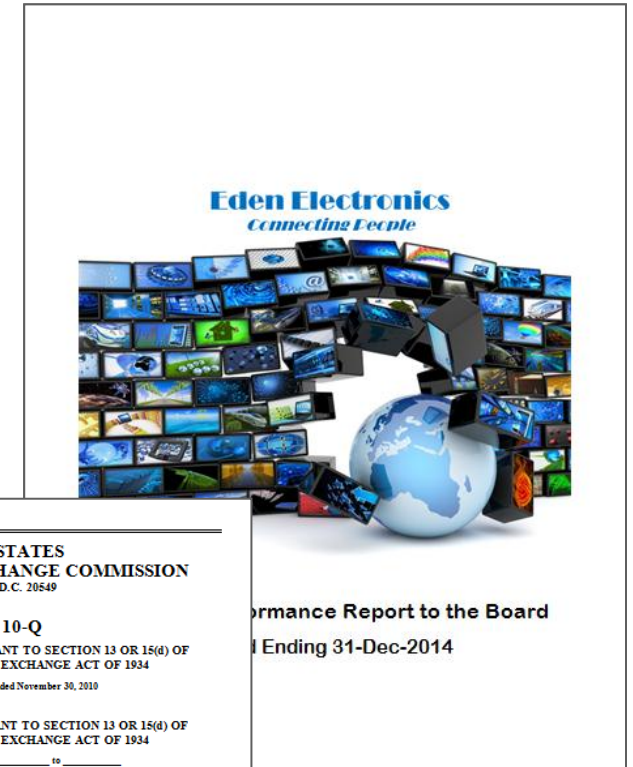
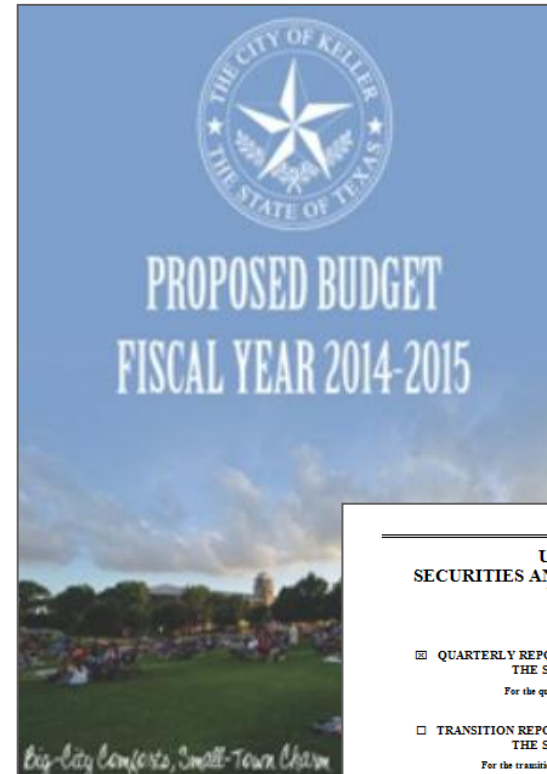
**Confidential and
Secure**



**Collaborate and
Access**

What is Narrative Reporting

- Combining Data (“What”) with Business Commentary (Who, When, Where, and/or Why)
- Presented in expository and descriptive paragraphs, as opposed to a form, a letter, or tables.



UNITED STATES
SECURITIES AND EXCHANGE COMMISSION
Washington, D.C. 20549

FORM 10-Q

☒ QUARTERLY REPORT PURSUANT TO SECTION 13 OR 15(d) OF
THE SECURITIES EXCHANGE ACT OF 1934
For the quarterly period ended November 30, 2010

or

☐ TRANSITION REPORT PURSUANT TO SECTION 13 OR 15(d) OF
THE SECURITIES EXCHANGE ACT OF 1934
For the transition period from _____ to _____
Commission File Number: 000-51788

Oracle Corporation
(Exact name of registrant as specified in its charter)

Delaware
(State or other jurisdiction of
incorporation or organization)

500 Oracle Parkway
Redwood City, California
(Address of principal executive office)

54-2185193
(U.S. Employer
Identification No.)

94065
(Zip Code)

(650) 506-7000
(Registrant's telephone number, including area code)

Indicate by check mark whether the registrant (1) has filed all reports required to be filed by Section 13 or 15(d) of the Securities Exchange Act of 1934 during the preceding 12 months (or for such shorter period that the registrant was required to file such reports), and (2) has been subject to such filing requirements for the past 90 days. Yes ☒ No ☐

Indicate by check mark whether the registrant has submitted electronically and posted to its corporate Web site, if any, every Interactive Data File required to be submitted and posted pursuant to Rule 405 of Regulation S-T (§232.405 of this chapter) during the preceding 12 months (or for such shorter period that the registrant was required to submit and post such files). Yes ☒ No ☐

Indicate by check mark whether the registrant is a large accelerated filer, an accelerated filer, a non-accelerated filer, or a smaller reporting company. See the definitions of "large accelerated filer," "accelerated filer" and "smaller reporting company" in Rule 12b-2 of the Exchange Act.

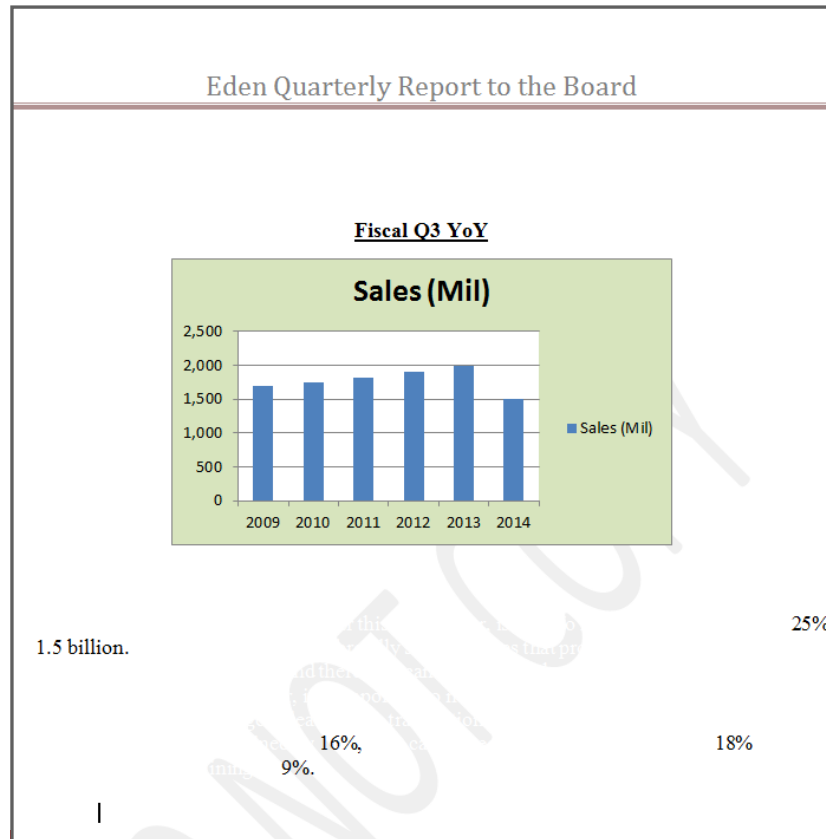
Large accelerated filer ☒ Accelerated filer ☐
Non-accelerated filer ☐ Smaller reporting company ☐
(Do not check if a smaller reporting company)

Indicate by check mark whether the registrant is a shell company (as defined in Rule 12b-2 of the Exchange Act). Yes ☐ No ☒

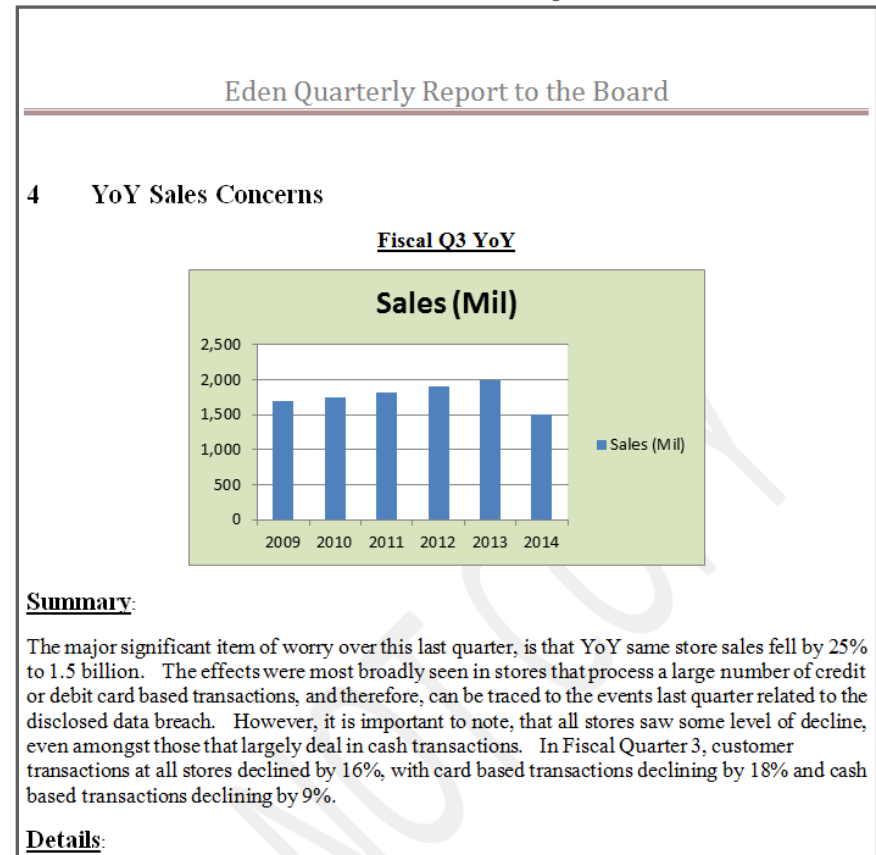
The number of shares of registrant's common stock outstanding as of December 13, 2010 was: 1,052,420,000.

Value of Narrative Reporting

Looking at Data Only....
What does it tell you?



Looking at Data + Narrative...
What does it tell you?



“In June 2014, the FRC published Guidance on the Strategic Report which encourages companies to **facilitate communication and engagement** with investors by publishing **more relevant narrative reports.**”

Financial Reporting Council
EU Directive on Non-Financial Reporting

Today's Financial Reporting Processes & Tools Fall Short

- Today, most management reporting processes are manual and ad-hoc
 - Monthly, quarterly fire-drill to get Board Books and report packages done and delivered
 - Manual effort → Time consuming, Expensive; lack process rigor and collaboration
- Error-prone in combining Data (what) with Narrative (who, when, why)
 - Re-keying of data into report
 - Unable to analyze data to validate narrative
- Challenging to bring Subject Matter Experts into the process
 - Insufficient collaboration features for centralized commenting on content
 - Hard to track progress and who is currently responsible for individual areas of content
- Lacks versioning and auditing functionality
 - Time wasted tracking versions; Weak security to support “Need to Know” access to content

And CFOs Must Modernize Finance

Strategic Priorities for Global CFOs: 2013-2015



Improve Speed of Decision-Making

- Respond faster to internal and external clients
- Flex the business model in response to change



Leverage High-Impact Technologies

- Big Data
- Mobile
- Cloud-based systems



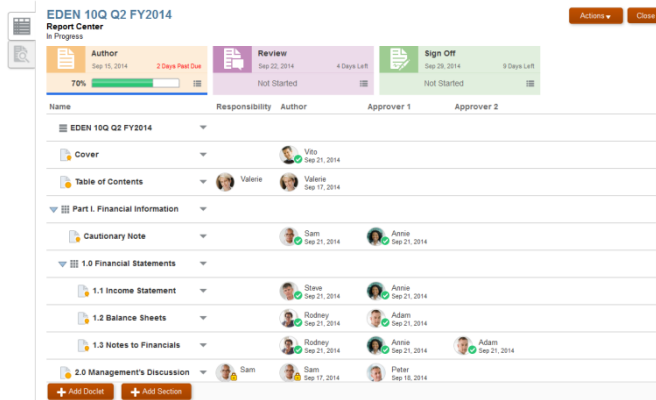
Restructure the Finance Skill Set

- Data analysis
- Systems expertise
- Business partnering

Source: Oracle-Accenture Research: **Empowering Modern Finance: The CFO as Technology Evangelist**, February 2014

Oracle EPM Cloud

Oracle Financial Performance Reporting Cloud Service

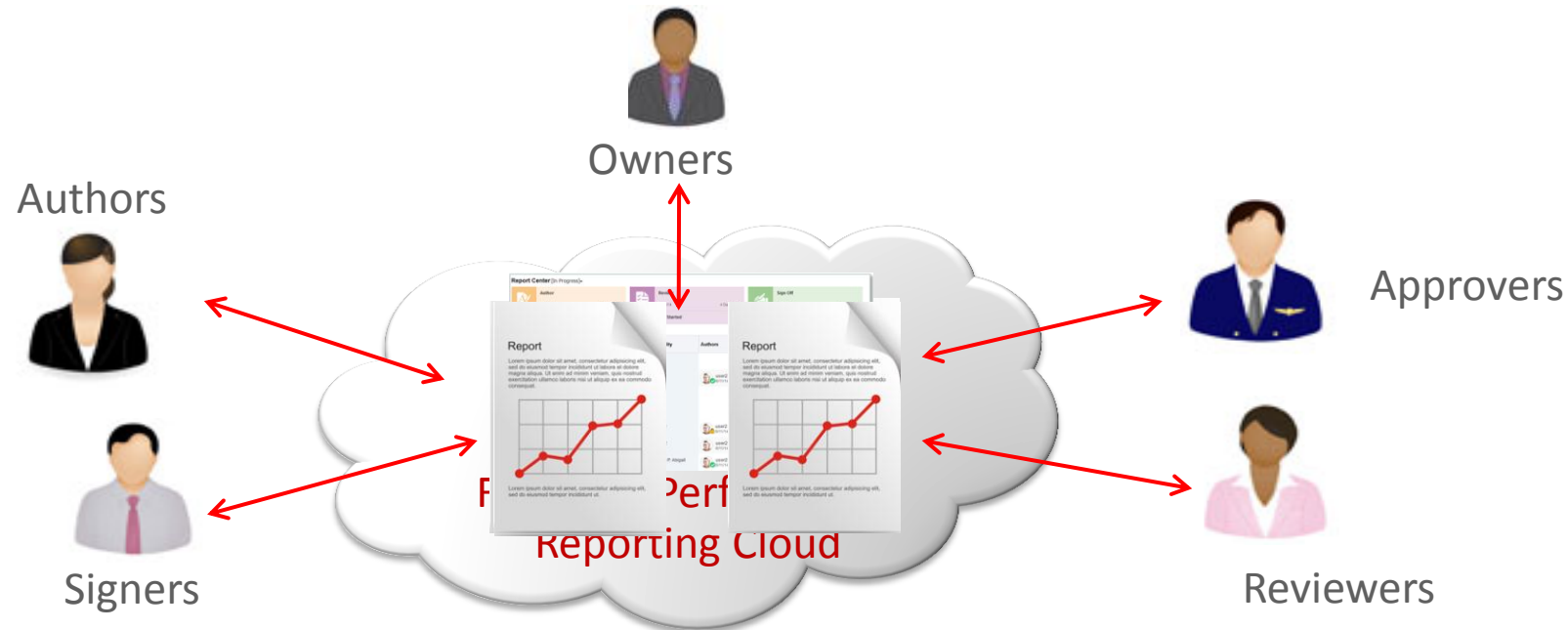


- Address Internal and Statutory Financial Reporting Needs
- Narrative-based management reporting and external disclosures in one solution
- Complete: Authoring, collaboration, commentary and delivery
- Secure: Role-based, auditable access on desktop and mobile devices
- Enterprise Grade: Security, High Availability, Scalability
- Fully Managed: Patched, Backed Up, Upgraded by Oracle

Operations Reviews
Board Packages
Project Funding Proposal
Group Budget Review



Regulatory Reporting
Public Disclosures
Audit Reports



A woman with long brown hair and glasses is sitting at a wooden table in a cafe. She is wearing a brown leather jacket over a blue patterned scarf. She is holding a black smartphone to her ear with her left hand and looking down at an open book or magazine on the table with her right hand. The background is a blurred cafe interior with other tables and chairs.

Financial Performance Reporting Cloud Service

Details

Financial Performance Reporting Cloud Service

What's Included

- Report Package Functionality
 - Full lifecycle support from definition thru publishing and phase management
 - Report Center, Authoring, Review, Commenting Framework, Monitoring
 - Dynamic security, integrated workflow, doclet management, auditing
- Task and Message management
- Library repository
- Analytic Data Storage to (optionally) store data in the cloud for Report Packages and to analyze via Smart View

A woman with long brown hair and glasses is sitting at a wooden table in a cafe. She is wearing a brown leather jacket over a blue patterned scarf. She is holding a black smartphone to her ear with her right hand and looking down at an open book or magazine on the table with her left hand. The background is a blurred interior of a cafe with other people and tables.

Report Package Functionality

Details

What is A Report Package?

Innovatively Managing a Reporting Deliverable Lifecycle

- Defines structure
- Identifies responsibilities
- Manages collaboration
- Coordinates process
- Combines data with textual narrative
- Secures content

Oracle 10Q Q1 FY 2012

The new table
growth in the



68 pages



ome (pg 7)

g 9)

its (pg 13)

Report Development Processes

Report Development Lifecycle Phases

Multiple users engaged in each phase of development



- Author – process of compiling the various report content and supporting details together into a cohesive report package
- Review – process of gather commentary on multiple draft versions and revise report content accordingly
- Sign Off – process of gather electronic signatures from key constituents and secure report contents preventing further modifications

Flexible Report Package Development

Choose which report development processes are needed



- Users can pick which development processes they will leverage for the report package

Demo

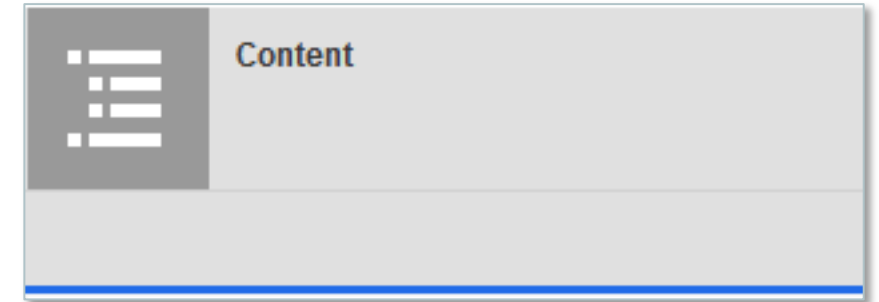
This session was mainly live software demo. The remaining slides are added for sake of non-attendees to understand the service.

Author Phase

Content Development

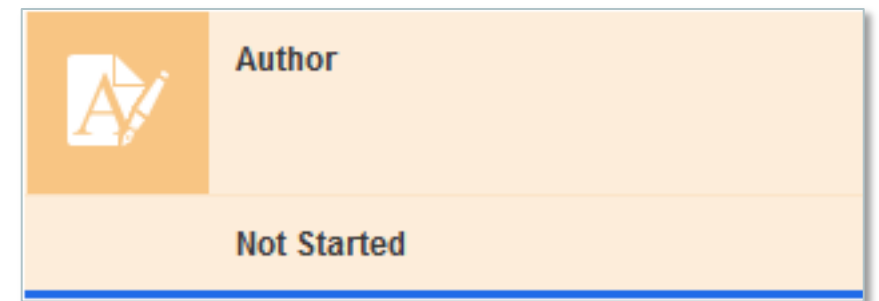
Centralized or Distributed

- **Centralized** – All content is developed by small group of users who contribute to content across the report
 - Author phase is not enabled.
 - Content developed by Report Owners
 - No workflow on doclets



Or

- **Distributed** – all content is assigned to users which contribute individual pieces of the report
 - Author phase is enabled



Author Phase

Distributed content development process

Report content organized into Doclets

- Lowest level of content that needs to be authored or approved as an individual unit


Doclet Assignments


- Author(s) – provide the report content
 - Due dates (optional)
- Approver(s) (optional)
 - Multiple approval levels can be assigned with due dates
 - Approval levels may vary across the doclets


Doclet Properties

* Name

Description

 Doclet 5 - BalSht.docx



Attributes  **Select attributes to use from this doclet**

 Indicates attributes that are different from the sample style document

<input type="checkbox"/> Orientation	<input type="checkbox"/> Vertical Alignment
<input type="checkbox"/> Multiple Pages	<input type="checkbox"/> Line Numbering
<input type="checkbox"/> Size	<input type="checkbox"/> Page Header and Footer
<input type="checkbox"/> Margins	<input type="checkbox"/> Header and Footer Location
<input type="checkbox"/> Columns	

Assign Users

[Authors](#) | [Approvers](#) | [Reviewers](#) | [Viewers](#)

Users	Due Date
 + Rodney	Sep 17, 2014 8:00:00 PM 

Author Phase

Feature Highlights

- Content Management
 - Check-out/Check-in controls ensures there is only one official version of the report content
 - Automatic versioning of all checked in Doclets
 - Prior versions are easily accessed for comparison
 - System allows a user to store a “work in process” version prior to check in
- Flexible Workflow
 - Allows varying levels of approval from one Doclet to the next
 - “Upstream” users can take responsibility of the Doclet as needed

Author Phase

Feature Highlights cont.

- Process Reporting
 - Summary Level
 - Overall completion %
 - Doclet status summary
 - Due date & time remaining
 - Doclet Level
 - Status – Started, Submitted, Approved, Rejected, Completed
 - Check-in/Check-out
 - Responsibility – indicates who is currently working on the document
 - Workflow Level – with user assignments and due dates

The screenshot displays the Oracle EDEN 10Q Q2 FY2014 Report Center interface. At the top, the title "EDEN 10Q Q2 FY2014" is followed by "Report Center" and "In Progress". On the right, there are "Actions" and "Close" buttons. Below the title, three main workflow stages are shown: "Author" (Sep 15, 2014, 2 Days Past Due, 70% completion), "Review" (Sep 22, 2014, 4 Days Left, Not Started), and "Sign Off" (Sep 29, 2014, 9 Days Left, Not Started). The main table lists the document structure with columns for Name, Responsibility, Author, Approver 1, and Approver 2. The document is organized into sections: EDEN 10Q Q2 FY2014, Cover, Table of Contents, Part I. Financial Information, Cautionary Note, 1.0 Financial Statements, 1.1 Income Statement, 1.2 Balance Sheets, 1.3 Notes to Financials, and 2.0 Management's Discussion. Each section shows the assigned user and their completion status. At the bottom, there are buttons for "Add Doclet" and "Add Section".

Name	Responsibility	Author	Approver 1	Approver 2
EDEN 10Q Q2 FY2014				
Cover		Vito Sep 21, 2014		
Table of Contents	Valerie	Valerie Sep 17, 2014		
Part I. Financial Information				
Cautionary Note		Sam Sep 21, 2014	Annie Sep 21, 2014	
1.0 Financial Statements				
1.1 Income Statement		Steve Sep 21, 2014	Annie Sep 21, 2014	
1.2 Balance Sheets		Rodney Sep 21, 2014	Adam Sep 21, 2014	
1.3 Notes to Financials		Rodney Sep 21, 2014	Annie Sep 21, 2014	Adam Sep 21, 2014
2.0 Management's Discussion	Sam	Sam Sep 17, 2014	Peter Sep 18, 2014	

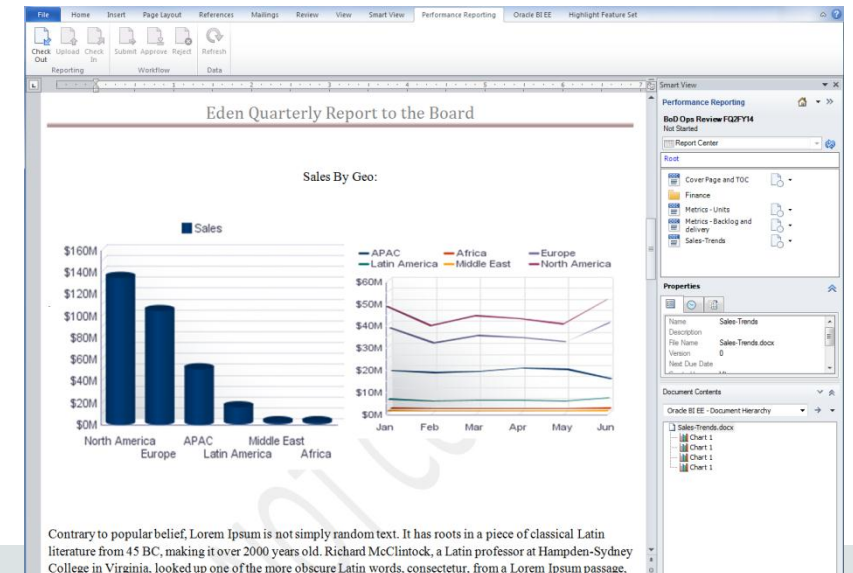
Authoring Doclets

2 ways

- Via Web interface
 - Download to client
 - Author in Word
 - Upload to FPRCS
 - Perfect for authoring narrative content
- Via Oracle Smart View for Office
 - Using the Financial Performance Reporting extension
 - Perfect for integrating textual data with narrative

Name	Responsibility	Author	Approver 1
Table of Contents	Valerie	Valerie Sep 17, 2014	
4.0 Controls and Procedures		Rodney Sep 21, 2014	Valerie Sep 18, 2014


Name	Responsibility	Author	Approver 1
Table of Contents	Valerie	Valerie Sep 17, 2014	
4.0 Controls and Procedures		Rodney Sep 21, 2014	Valerie Sep 18, 2014



Embedding Refreshable Data in Report Package Doclets

Ad hoc Sources via Smart View and Excel

Smart View Sources



Oracle Smart View

The Oracle Smart View interface is shown, displaying a data table and a chart. The data table is titled 'Revenue and Gross Profit Analysis' and shows data for the period June. The chart is titled 'Chart 1.3' and shows a bar chart of revenue and gross profit over time.

Period	Net Revenue	Gross Profit	Gross Margin
January	157,464,844	63,366,117	40
February	118,897,894	42,507,115	36
March	113,758,286	38,618,376	34
April	109,020,337	47,541,367	43
May	158,077,089	63,561,115	40
June	121,306,097	39,143,900	32

Table 1.2 and Chart 1.3 shows our Gross Profit and Net Revenue performance. During the first six months of the year, we have had spikes related to our net revenue due to issues in both North America and APAC, and this led to a corresponding drop in our Gross Profit. Additionally, our Gross Margin percent had a downward trend in February that continued into March. We recovered significantly in April, and with another downward trend in May leading to an historic low in June. Additionally, we had a lower than expected expense of \$7167.00. Our best-in-class competitors maintain a reliable 48% Gross Margin percent. Eden needs to make more critical strategic decisions in order to stabilize our gross margin performance, and will need to ensure the spikes we are currently encountering will stabilize and transform Eden into a world-class, fiscal...

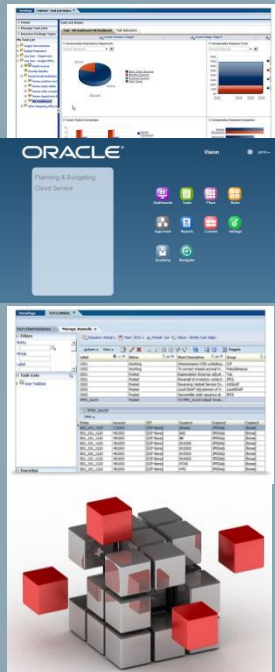
Eden Quarterly Report to the Board

SV Paste

Embedding Refreshable Data in Report Package Doclets

Formatted Sources via Smart View Direct to Word

EPM Sources

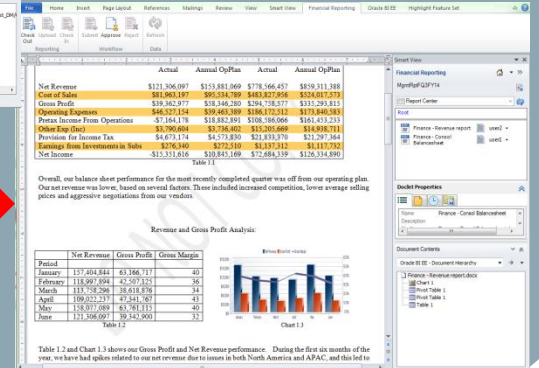
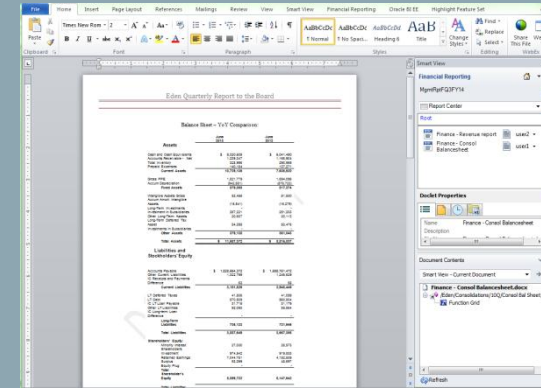


Hyperion Financial Reporting

The screenshot shows the Hyperion Financial Reporting software interface. It displays a detailed financial statement for 'Eden Corporation' for the year 2013. The statement includes various line items such as 'Revenue', 'Expenses', and 'Profit'. The data is presented in a table format with columns for 'Actual', 'Plan', and 'Variance'.

Line	Actual	Plan	Variance
Revenue	\$ 150,000,000	\$ 150,000,000	\$ 0
Expenses	\$ 100,000,000	\$ 100,000,000	\$ 0
Profit	\$ 50,000,000	\$ 50,000,000	\$ 0

Oracle Smart View



Oracle Business Intelligence

Review Phase

Review Phase

Multiple draft review process

Review process may include:

- Multiple review cycles
 - 1st Draft > 2nd Draft > 3rd Draft
- Vary review assignments – by draft
 - 1st Draft for manager level
 - 2nd Draft for executive level
 - 3rd Draft for C-level
- Vary review assignments – by area
 - Assign users to review entire report, section(s), doclet(s)

Edit Report Package: Define Process

Select the development phases you want to include and set the timeline.

Author | **Review** | Sign Off

☒ Review

Start Review On (UTC-05:00) New York - Eastern Time (ET)

End Review Cycle 1 On (UTC-05:00) New York - Eastern Time (ET)

End Review Cycle 2 On (UTC-05:00) New York - Eastern Time (ET) ✕

[+ Add Another Review Cycle](#)

End Review On (UTC-05:00) New York - Eastern Time (ET)

EDEN 10Q Q2 FY2014
Report Center
Under Review

Actions Close

Author Sep 15, 2014 Completed	Review Sep 22, 2014 Completed	Sign Off Sep 29, 2014 8 Days Left Not Started
--	--	---

Name	Comments	Reviewers	Review 01	All	Sep 24, 2014
EDEN 10Q Q2 FY2014		Oceana	October		
Cover	0 / 0				
Table of Contents	0 / 2				
Part I. Financial Information					
Cautionary Note	0 / 3				
1.0 Financial Statements					
1.1 Income Statement	0 / 0				

Review Phase

Feature Highlights

- Threaded commentary
- Comments persist across review cycles
 - Users comments are shown in the review where it was raised and in subsequent reviews where they were addressed
- Review supported across multiple platforms
 - On the browser
 - Within MS Office

The screenshot displays the 'EDEN 10Q Q2 FY2014' review interface. At the top, there's a header with 'Review 02' and a 'Closed' status. Below this is a table of comments with columns for 'Comment', 'User', 'Status', 'Last Modified', and 'Most Discussed'. The comments are as follows:

Comment	User	Status	Last Modified	Most Discussed
I Like seeing the New Name!!	Odysseus		Sep 22, 2014 7:...	
Update page reference Pls	October		Sep 22, 2014 7:...	
Please update to the current years.	Oceana		Sep 22, 2014 7:...	
Should be Eden Electronics. Not Ed...	Oceana		Sep 22, 2014 7:...	

Below the comments table is a preview of the document being reviewed, titled 'EDENELECTRONICS FORM 10-Q QUARTERLY REPORT'. It shows a 'TABLE OF CONTENTS' with the following items:

	Page
PART I. FINANCIAL INFORMATION	
Item 1. Financial Statements (Unaudited)	
Condensed Consolidated Balance Sheets as of September 30, 2014 and December 31, 2013	1
Condensed Consolidated Statements of Operations for the Three and Six Months Ended September 30, 2014 and 2013	2
Notes to Condensed Consolidated Financial Statements	3
Item 2. Management's Discussion and Analysis of Financial Condition and Results of Operations	26
Item 3. Quantitative and Qualitative Disclosures About Market Risk	40

On the right side of the interface, there is a 'Comment' section showing a threaded comment from 'October' with the text 'Update page reference Pls' and a timestamp of 'Sep 22, 2014 7:16:11 AM'. Below it is a comment from 'Vito' with the text 'Good Catch. Thanks' and a timestamp of 'Sep 22, 2014 7:22:20 AM'. The 'Vito' comment is marked as 'comment closed'. At the bottom right, there is a 'Post' button.

Review Phase

Feature Highlights cont.

- Process Reporting
 - Summary Level
 - Overall completion %
 - # and % of reviews completed
 - # of open comments
 - Due date & time remaining
 - Doclet Level
 - Reviews completed
 - Comments raised
 - Open/Closed

The screenshot displays the 'EDEN 10Q Q2 FY2014 Report Center' interface. At the top, it indicates the report is 'Under Review'. A progress bar shows three stages: 'Author' (Completed, Sep 15, 2014), 'Review' (100% completed, Sep 22, 2014, 4 Days Left), and 'Sign Off' (Not Started, Sep 29, 2014, 9 Days Left). Below this, a table lists the report sections and their review status. The 'Reviewers' column shows 'Oceana' and 'October' with green checkmarks. The 'Comments' column shows the number of comments for each section. At the bottom, there are buttons to '+ Add Doclet' and '+ Add Section'.

Name	Comments	Reviewers	Review 01	All	Sep 24, 2014
EDEN 10Q Q2 FY2014		Oceana ✓	October ✓		
Cover	0 / 0				
Table of Contents	0 / 2				
Part I. Financial Information					
Cautionary Note	0 / 3				
1.0 Financial Statements					
1.1 Income Statement	0 / 0				
1.2 Balance Sheets	0 / 0				
1.3 Notes to Financials	0 / 1				

Review Process

- Via Web
 - Perfect for Executives, non-Smart View users, Tablet Users

The screenshot shows the Oracle Review Process web interface for "EDEN 10Q Q2 FY2014". The interface includes a top navigation bar with "Review 02" and "Started" status. Below this is a table of comments with columns: Comment, User, Status, Last Modified, and Most Discussed. The table lists several comments, with the one "Should be Eden Electronics. Not Ed..." selected. To the right of the table is a "Comment" section showing the details of the selected comment, including the user "Oceana" and the text "Should be Eden Electronics. Not Eden Corporation." Below the comment details is a "Post" button. The main content area displays the "Cautionary Note on Forward-Looking Statements" from the document, which discusses the company's future operations and financial condition.

Comment	User	Status	Last Modified	Most Discussed
I Like seeing the New Name!!	Odysseus		Sep 22, 2014 1...	
Update page reference Pls	October		Sep 22, 2014 1...	
Please update to the current years.	Oceana		Sep 22, 2014 1...	
Should be Eden Electronics. Not Ed...	Oceana		Sep 22, 2014 1...	
Add some bullet points here to clarify.	October		Sep 22, 2014 1...	
In the last meeting we decided to ad...	Oceana		Sep 22, 2014 1...	

Comment

Oceana: Should be Eden Electronics. Not Eden Corporation.
Sep 22, 2014 10:11:02 AM

Vito: Updated. Thanks
Sep 22, 2014 10:22:47 AM

Vito: comment closed
Sep 22, 2014 10:22:51 AM

Cautionary Note on Forward-Looking Statements

For purposes of this Quarterly Report, the terms "Eden," "we," "us" and "our" refer to **Eden Electronics** and its consolidated subsidiaries. This Quarterly Report on Form 10-Q contains statements that are not historical in nature, are predictive in nature, or that depend upon or refer to future events or conditions or contain forward-looking statements within the meaning of Section 21 of the Securities Exchange Act of 1934, as amended, and the Private Securities Litigation Reform Act of 1995. These include, among other things, statements regarding:

- Insert sample statements here
- Insert additional statements here
- Add more statements regarding the cautionary note here

as well as other statements regarding our future operations, financial condition and prospects, and business strategies. Forward-looking statements may be preceded by, followed by or include the words "expects," "anticipates," "intends," "plans," "believes," "seeks," "estimates," "will," "is designed to" and similar expressions. We claim the protection of the safe harbor for forward-looking statements contained in the Private Securities Litigation Reform Act of 1995 for all forward-looking statements. We have based these forward-looking statements on our current expectations and projections about future events. These forward-looking statements are subject

- Via Smart View
 - Perfect for Smart View users

The screenshot shows the Oracle Review Process Smart View interface for "EDEN 10Q Q2 FY2014". The interface includes a top navigation bar with "Review 02" and "Started" status. Below this is a table of comments with columns: Comment, User, Status, Last Modified, and Most Discussed. The table lists several comments, with the one "Should be Eden Electronics. Not Ed..." selected. To the right of the table is a "Comment" section showing the details of the selected comment, including the user "Oceana" and the text "Should be Eden Electronics. Not Eden Corporation." Below the comment details is a "Post" button. The main content area displays the "Cautionary Note on Forward-Looking Statements" from the document, which discusses the company's future operations and financial condition.

Comment	User	Status	Last Modified	Most Discussed
I Like seeing the New Name!!	Odysseus		Sep 22, 2014 1...	
Update page reference Pls	October		Sep 22, 2014 1...	
Please update to the current years.	Oceana		Sep 22, 2014 1...	
Should be Eden Electronics. Not Ed...	Oceana		Sep 22, 2014 1...	
Add some bullet points here to clarify.	October		Sep 22, 2014 1...	
In the last meeting we decided to ad...	Oceana		Sep 22, 2014 1...	

Comment

Oceana: Should be Eden Electronics. Not Eden Corporation.
Sep 22, 2014 10:11:02 AM

Vito: Updated. Thanks
Sep 22, 2014 10:22:47 AM

Vito: comment closed
Sep 22, 2014 10:22:51 AM

Cautionary Note on Forward-Looking Statements

For purposes of this Quarterly Report, the terms "Eden," "we," "us" and "our" refer to **Eden Electronics** and its consolidated subsidiaries. This Quarterly Report on Form 10-Q contains statements that are not historical in nature, are predictive in nature, or that depend upon or refer to future events or conditions or contain forward-looking statements within the meaning of Section 21 of the Securities Exchange Act of 1934, as amended, and the Private Securities Litigation Reform Act of 1995. These include, among other things, statements regarding:

- Insert sample statements here
- Insert additional statements here
- Add more statements regarding the cautionary note here

as well as other statements regarding our future operations, financial condition and prospects, and business strategies. Forward-looking statements may be preceded by, followed by or include the words "expects," "anticipates," "intends," "plans," "believes," "seeks," "estimates," "will," "is designed to" and similar expressions. We claim the protection of the safe harbor for forward-looking statements contained in the Private Securities Litigation Reform Act of 1995 for all forward-looking statements. We have based these forward-looking statements on our current expectations and projections about future events. These forward-looking statements are subject

Sign Off Phase

Sign Off Phase

Secures content and gather electronic sign off

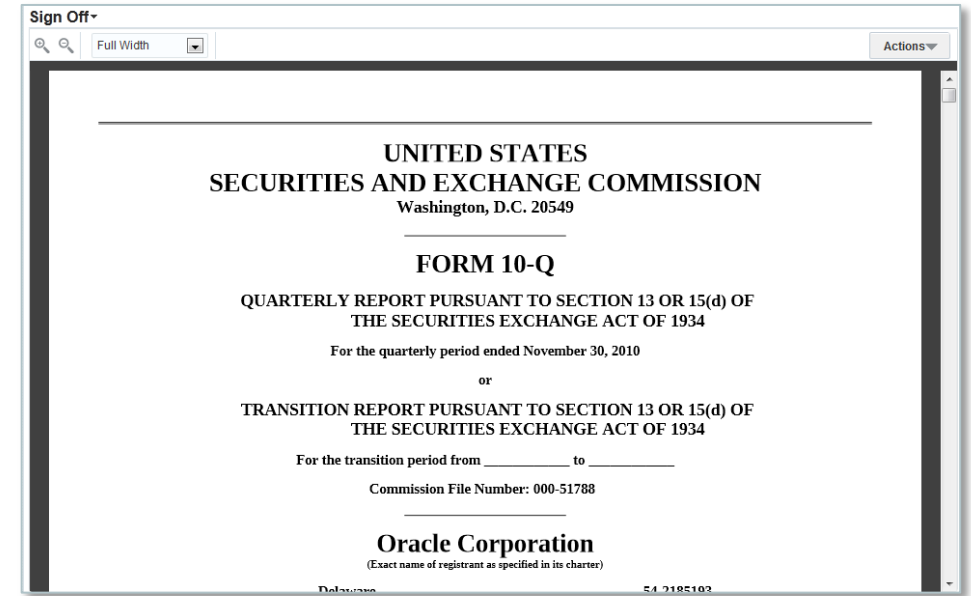
- Requires all content be completed and locked down
 - Prevents all users from modifying the contents of the report
- Gathers electronic sign off from key constituents
 - Notifications sent with link to final content
 - Allows online and downloaded review of report content
 - Secured sign off of report content



Sign Off Phase

Feature Highlights

- Secured Content
 - All content must be checked in and completed
 - Prevents users from modifying the content of the report
- Key constituents provide final sign off
 - Review finalized report content
 - Sign off or reject report
- Sign Off supported across multiple platforms
 - On the browser
 - Within MS Office

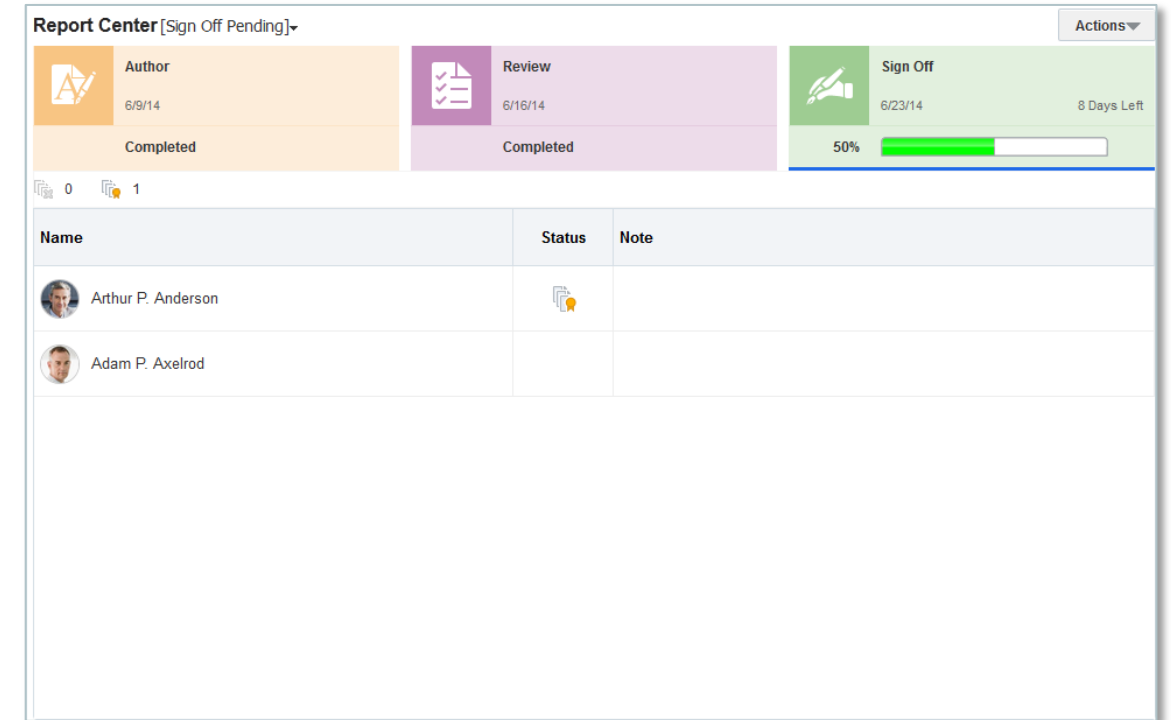


The screenshot shows a web browser window titled "Sign Off". The main content is a SEC Form 10-Q for Oracle Corporation. The form is titled "UNITED STATES SECURITIES AND EXCHANGE COMMISSION" and "FORM 10-Q". It is a "QUARTERLY REPORT PURSUANT TO SECTION 13 OR 15(d) OF THE SECURITIES EXCHANGE ACT OF 1934" for the quarterly period ended November 30, 2010. It is also a "TRANSITION REPORT PURSUANT TO SECTION 13 OR 15(d) OF THE SECURITIES EXCHANGE ACT OF 1934" for the transition period from _____ to _____. The Commission File Number is 000-51788. The registrant is Oracle Corporation, with the note "(Exact name of registrant as specified in its charter)". The bottom of the form shows "Deputy" and "54 2185103".

Sign Off Phase

Feature Highlights cont.

- Process Reporting
 - Summary Level
 - Overall completion %
 - # Sign Off / Rejections
 - Due date & time remaining
- Once all sign offs provided, report is place in a “Final” status
 - Locks all report content
 - Report Package owners can publish report and remove working papers

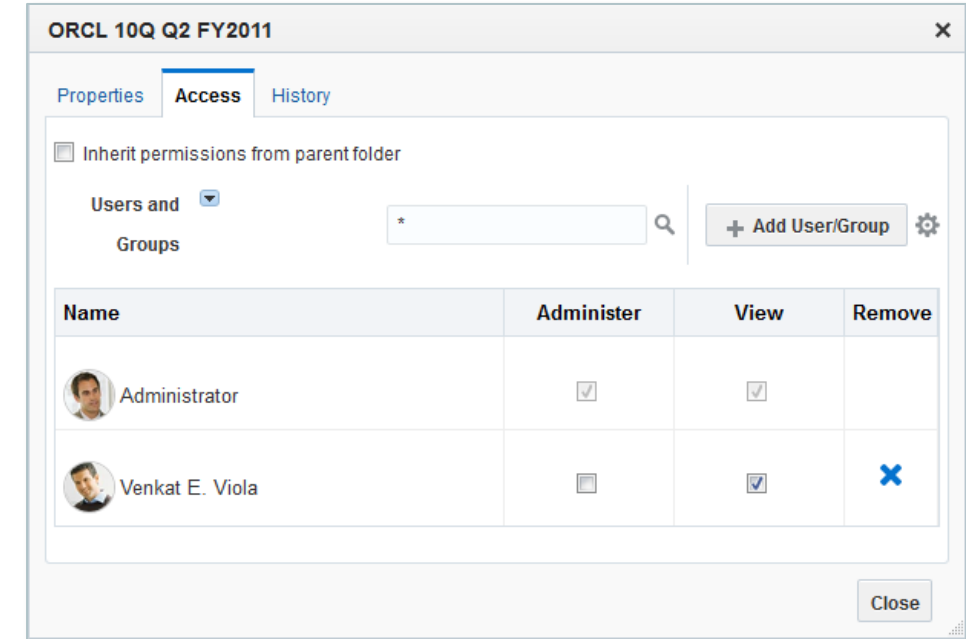


Report Package Security

Report Package Security

Time controlled access

- Inheritance is disabled by default
 - Only direct assignments are enabled
- Direct assignments
 - Report Package Owners are granted Administer permission
 - Viewers are granted View permission
- Process actors are granted Participant View permission once their process begins
 - Authors/Approvers/Doclet Viewers are granted access once their doclet starts
 - Reviewers are added once their review cycle starts
 - Signer are added once the sign off phase begins
 - Not shown on the Access tab within the inspector





Home Page

Details

Home

- Main Landing Page
- Quick View of Tasks, Messages and Active Report Packages
- Access environments and Work Areas
- Manage Preferences
- Access Product Tour



Preferences

- Badge, Time Zone, and Language
- Notification Channels
- Formatting
- Library Recents count

Preferences

General

Notification

Formatting

Library

My Photo

 Administrator

Upload Photo No file selected. ✕

Time Zone

(UTC-05:00) New York - Eastern Time (ET)

Current date and time : Sep 21, 2014 10:36:43 PM

Language

Default - "English"

Preferences

General

Notification

Formatting

Library

Notification Channels

Add up to two additional email addresses to receive notifications.

Message Types

Choose the notification channel for task related messages.

Task ☐ Email ☒

Preferences

General

Notification

Formatting

Library

Formatting Locale

Default - "English"

Number

Thousands Separator

Decimal Separator

Date

Date Format

Time

Time Format



Tasks and Message Management

Details

Tasks

- View Current, Future and Completed Tasks
- Access Task information
 - Due Dates
 - Links to perform Tasks
 - View workflow
- Act on Tasks

The screenshot displays the Oracle Financial Performance Reporting application. The top navigation bar includes icons for Report Packages, Tasks (highlighted), Messages, Library, Settings, and Academy. The user's name, Valerie, is in the top right corner. The main content area is titled "Tasks" and shows a list of current tasks. Two tasks are listed, both with a red exclamation mark icon indicating a required update. The first task is "Update is required for Table of Contents in report package EDEN 10Q Q2 FY2014" with a due date of Sep 17, 2014 5:00:00 PM. The second task is "Update is required for 4.0 Controls and Procedures in report package EDEN 10Q Q2 FY2014" with a due date of Sep 18, 2014 5:00:00 PM. Below the task list, the "Task Information" section provides details for the first task, including the due date and a description: "Update the contents of the document and save it. Then submit the document for any required approvals." There are "Download" and "Submit" buttons. The "Links" section shows a link to "Table of Contents" (Doclet | Started) and a link to "EDEN 10Q Q2 FY2014" (Report Package). The "Workflow" section shows the author's name, Valerie, and the timestamp Sep 17, 2014 5:00:00 PM.

ORACLE Financial Performance Reporting

Report Packages Tasks Messages Library Settings Academy

Tasks

Current (2) | Future (0) | Completed (0) | All (2)

Update is required for Table of Contents in report package EDEN 10Q Q2 FY2014.
Task Information Due Sep 17, 2014 5:00:00 PM
Responsibility Valerie

Update is required for 4.0 Controls and Procedures in report package EDEN 10Q Q2 FY2014.
Task Information Due Sep 18, 2014 5:00:00 PM
Responsibility Valerie

Task Information

Update is required for Table of Contents in report package EDEN 10Q Q2 FY2014.
Current Due Date Sep 17, 2014 5:00:00 PM
Update the contents of the document and save it. Then submit the document for any required approvals.

Download Submit

Links

Table of Contents
Doclet | Started

EDEN 10Q Q2 FY2014
Report Package

Workflow

Author

Valerie
Sep 17, 2014
5:00:00 PM

Messages

- View Messages
- Flag Messages
- Act on Messages
- Clear Messages

The screenshot shows the Oracle Financial Performance Reporting interface. At the top, there is a dark blue header with the text "ORACLE Financial Performance Reporting" on the left and a user profile "Valerie" on the right. Below the header is a navigation bar with six icons: "Report Packages" (blue), "Tasks" (green), "Messages" (purple, highlighted with a white triangle), "Library" (orange), "Settings" (pink), and "Academy" (blue). Below the navigation bar is a white panel titled "Messages". Under the title, it says "All (2) | Flagged (0)". There are two messages listed, each with a document icon, a title, a "Download Doclet" link, a due date, and a timestamp. The first message is about an update required for the Table of Contents in report package EDEN 10Q Q2 FY2014. The second message is about approval required for 4.0 Controls and Procedures in the same report package. Both messages have a close button (X) on the right.

ORACLE Financial Performance Reporting

Report Packages Tasks Messages Library Settings Academy

Messages

All (2) | Flagged (0)

Update is required for Table of Contents in report package EDEN 10Q Q2 FY2014. The doclet has been started.
Download Doclet - Due: Sep 17, 2014 5:00:00 PM
Sep 21, 2014 6:25:10 PM

Approval is required for 4.0 Controls and Procedures in report package EDEN 10Q Q2 FY2014. The doclet has been promo...
Download Doclet - Due: Sep 18, 2014 5:00:00 PM
Sep 21, 2014 6:30:25 PM

A woman with long brown hair and glasses is sitting at a wooden table in a library. She is wearing a brown leather jacket over a blue patterned scarf. She is holding a black smartphone to her ear with her left hand and looking down at an open book on the table with her right hand. The background is a blurred library interior with other tables and a person sitting in the distance.

Library Repository

Details

Library

- Manage Content
- Recents, Favorites, Personal, Content and System Folders
- Customize views
- Create, Copy, Move, Rename, Delete
- Export and Import
- Search
- Audit

The screenshot shows the Oracle Financial Performance Reporting application interface. At the top, the title bar reads "ORACLE Financial Performance Reporting" with a user profile "Administrator" on the right. Below the title bar is a navigation bar with icons for "Report Packages", "Tasks", "Messages", "Library" (which is highlighted), "Application", "Settings", and "Academy".

The main content area is titled "Library" and features a left-hand sidebar with a list of folders: "Recent", "Favorites", "My Library", "Audit Logs", "Report Packages", "Reporting Application", "Bills Folder", "Board of Director Rep...", and "Management Rep...". The "Management Reports" folder is selected, and its contents are displayed in a table.

The table has three columns: "Name", "Type", and "Modified On". It lists several report packages and files, each with a star icon for favorites and a gear icon for settings.

Name	Type	Modified On
★ EDEN 10Q Q2 ...	Report Package	Sep 18, 2014 4:37:45...
★ Export - EDEN ...	File	Sep 18, 2014 4:38:03...
★ Export - Partial ...	File	Sep 18, 2014 1:54:41...
★ ORCL 10Q Q2 ...	Report Package	Sep 18, 2014 1:48:21...
★ SV - Author	Report Package	Sep 18, 2014 2:08:10...
★ SV - Review	Report Package	Sep 18, 2014 2:10:02...
★ SV - Sign Off	Report Package	Sep 18, 2014 2:09:10...

Inspect

- Properties
- Access
- History

EDEN 10Q Q2 FY2014

[Close](#)

Properties



* Name EDEN 10Q Q2 FY2014

Type Report Package

Path Library/Management Reports

Description

Created By Administrator

Created On Sep 18, 2014 2:54:29 PM

Modified By Administrator

Modified On Sep 18, 2014 4:37:45 PM

Report Type Microsoft Word

Status Not Started

EDEN 10Q Q2 FY2014

[Close](#)

Access



☐ Inherit permissions from parent folder

Users and Groups

Filter Objects ...

+ Add User/Group

[Close](#)

EDEN 10Q Q2 FY2014

History



Administrator changed the Owner from "Administrator" to "Administrator,Vito".
Sep 18, 2014 4:27:39 PM



Administrator changed the Reviewer 1 from "None" to "Oceana,October".
Sep 18, 2014 4:26:21 PM



Administrator changed the Reviewer 2 from "None" to "Odysseus".
Sep 18, 2014 4:26:21 PM



Administrator changed the Signer from "None" to "Arthur".
Sep 18, 2014 4:26:21 PM



Administrator changed the Sign Off Phase End Date from "None" to "2014-10-01 1".
Sep 18, 2014 4:26:21 PM



Administrator changed the Sign Off Phase Start Date from "None" to "2014-09-29 0".
Sep 18, 2014 4:26:21 PM

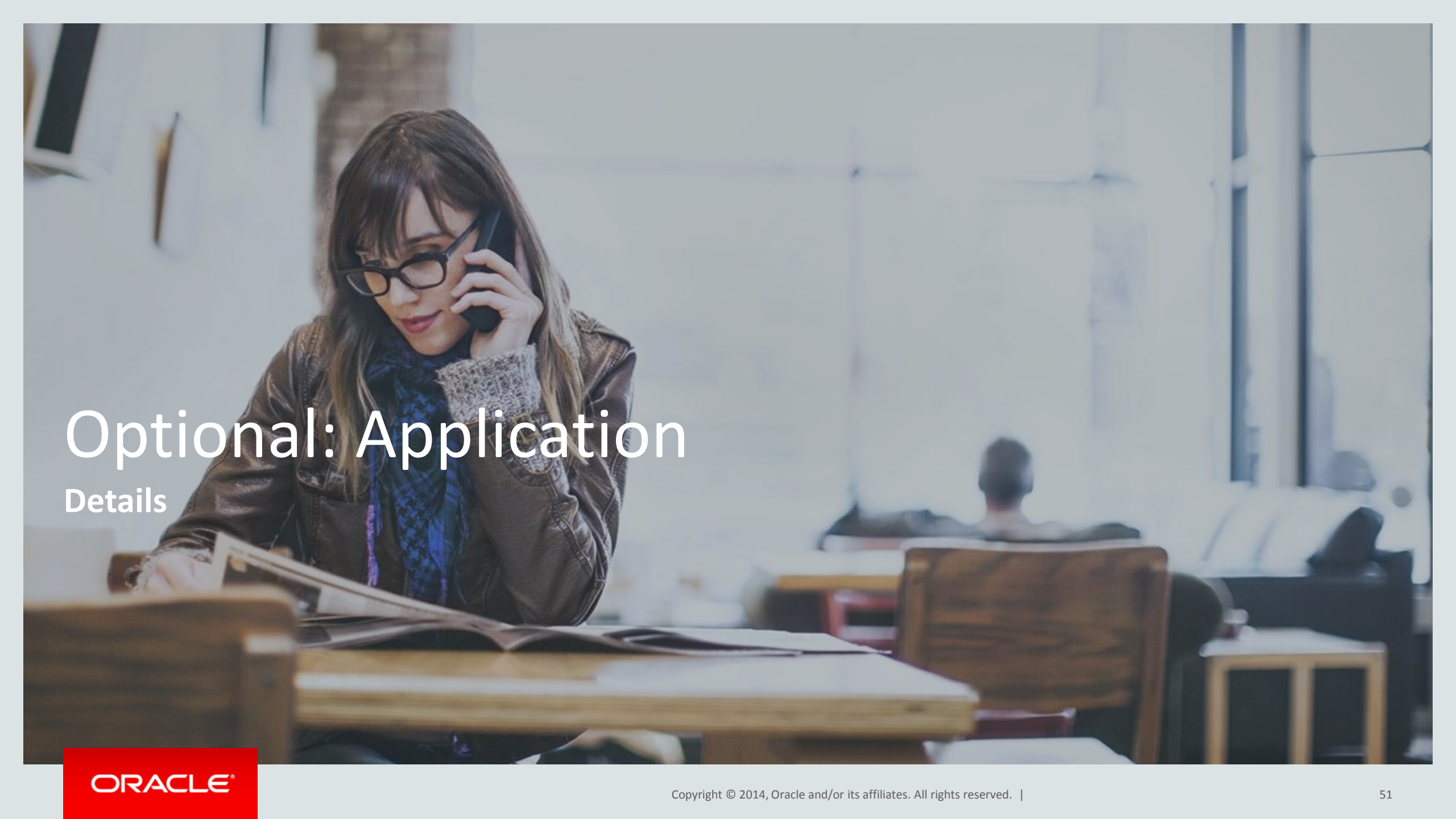


Administrator changed the Sign Off Phase from "Disabled" to "Enabled".
Sep 18, 2014 4:26:21 PM



Administrator changed the Review Cycle 2 from "Disabled" to "Enabled".
Sep 18, 2014 4:26:21 PM

Name	Administer	View	Remove
Administrator	<input checked="" type="checkbox"/>	<input checked="" type="checkbox"/>	
Vito	<input checked="" type="checkbox"/>	<input checked="" type="checkbox"/>	

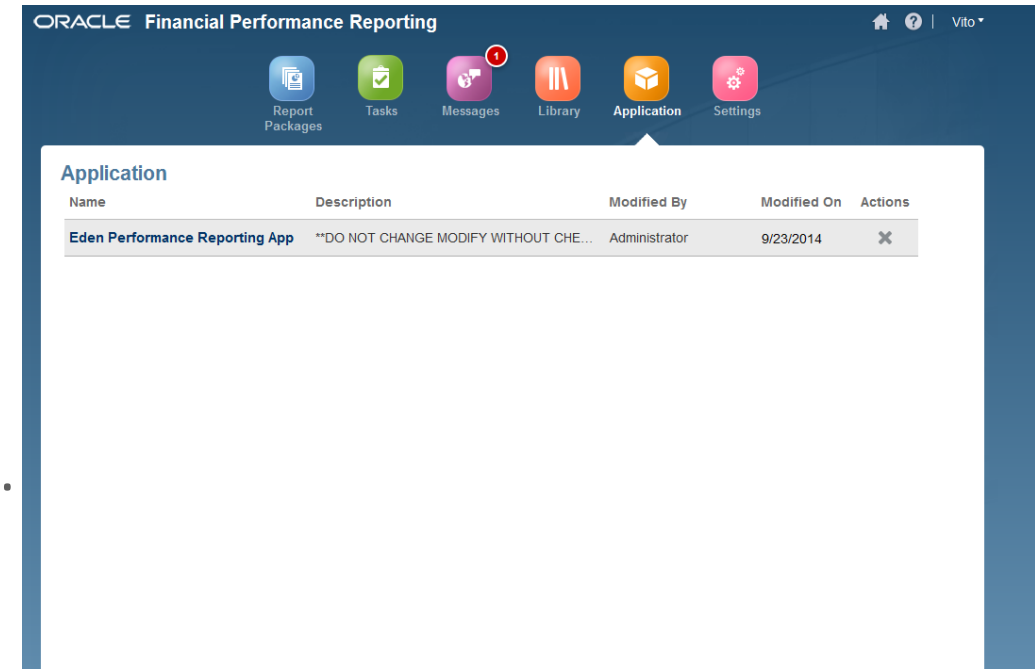
A woman with long brown hair and black-rimmed glasses is sitting at a wooden table in a bright, modern interior. She is wearing a brown leather jacket over a blue patterned scarf. She is holding a black smartphone to her ear with her left hand and looking down at an open magazine or book on the table with her right hand. The background is slightly blurred, showing a large window and another person sitting at a table in the distance.

Optional: Application

Details

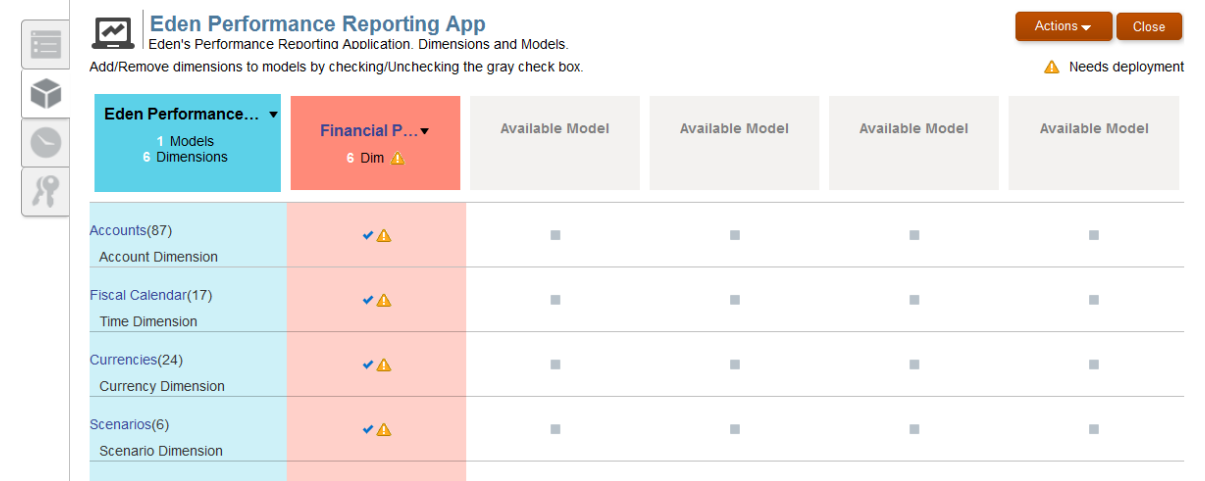
FPRCS Application

- An Application is Optional in FPRCS
 - An application is not required to create Report Packages
 - One application is allowed per subscription (software enforced)
- “Container” for shared dimensions and reporting model(s)
- A single model is a configuration of dimensions (i.e.
 - time, accounts, entities, etc) and related data.
 - Customer uses an FPRCS model to store relevant Report Package data in the cloud
 - Provides analysis via Smart View
 - A Model is “Powered” by an Essbase cube

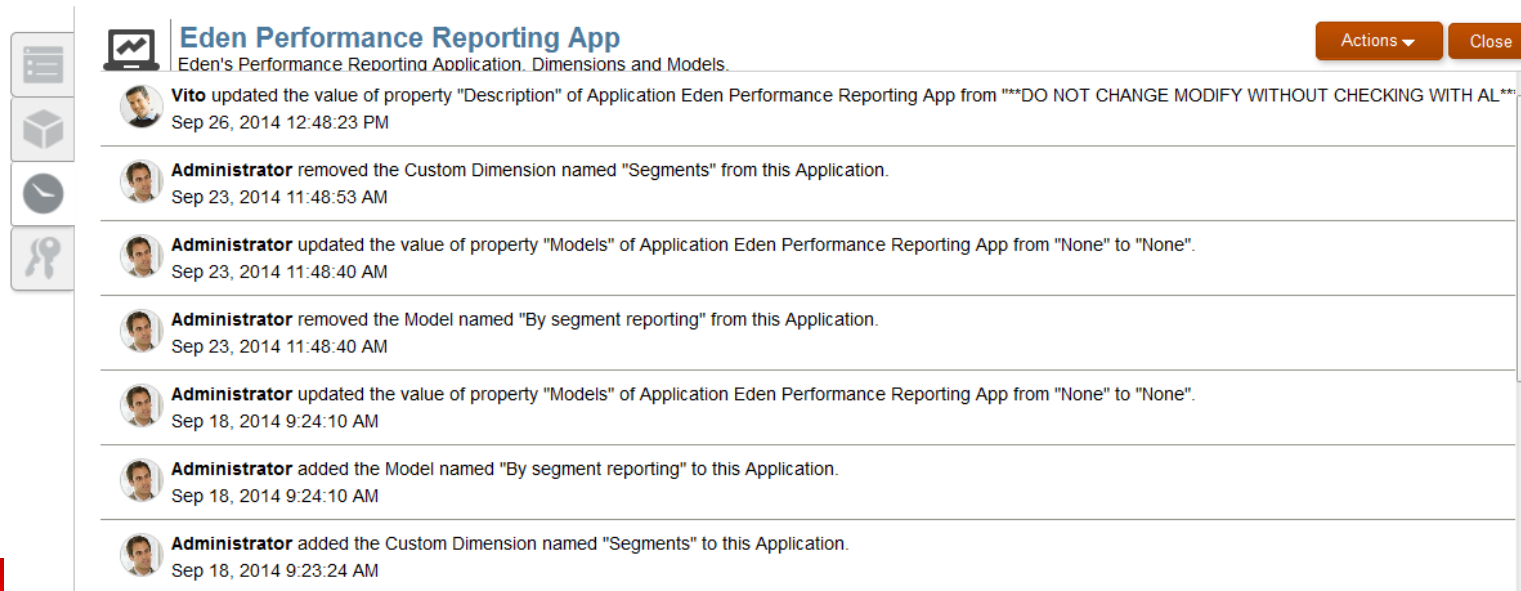








Application Management

- Dimension maintenance
- Model deployment status
- History
- Security



Eden Performance...	Financial P...	Available Model	Available Model	Available Model	Available Model
1 Models 6 Dimensions	6 Dim ⚠				
Accounts(87) Account Dimension	✓ ⚠	■	■	■	■
Fiscal Calendar(17) Time Dimension	✓ ⚠	■	■	■	■
Currencies(24) Currency Dimension	✓ ⚠	■	■	■	■
Scenarios(6) Scenario Dimension	✓ ⚠	■	■	■	■



Eden Performance Reporting App	Actions	Close
Eden's Performance Reporting Application. Dimensions and Models.		
 Vito updated the value of property "Description" of Application Eden Performance Reporting App from "***DO NOT CHANGE MODIFY WITHOUT CHECKING WITH AL**". Sep 26, 2014 12:48:23 PM		
 Administrator removed the Custom Dimension named "Segments" from this Application. Sep 23, 2014 11:48:53 AM		
 Administrator updated the value of property "Models" of Application Eden Performance Reporting App from "None" to "None". Sep 23, 2014 11:48:40 AM		
 Administrator removed the Model named "By segment reporting" from this Application. Sep 23, 2014 11:48:40 AM		
 Administrator updated the value of property "Models" of Application Eden Performance Reporting App from "None" to "None". Sep 18, 2014 9:24:10 AM		
 Administrator added the Model named "By segment reporting" to this Application. Sep 18, 2014 9:24:10 AM		
 Administrator added the Custom Dimension named "Segments" to this Application. Sep 18, 2014 9:23:24 AM		

Dimensions in an FPRCS Model

- Dimension types
- Simplified dimensional support in first release
 - No complex settings to maintain
- Managed via UI or defined flat file format
 - Parent-child
- History
- Security

Create Dimension

Save and CloseSave and Create AnotherClose

TypeAccount

NameAccount

DescriptionCurrencyGenericEntityScenarioTimeYear

Models☐ Financial Performance by Entity

	A	B	C	D	E	F	G	H
1	Name	Parent	Alias: Default	Consolidation	Data Storage	Variance Reporting	Time Balance	Skip Option
2	Accounts			+	Auto	Non-Expense	None	None
3	IncomeStatement	Accounts	Income Statement	~	Auto	Non-Expense	None	None
4	300000	IncomeStatement	Net Income	~	Auto	Non-Expense	None	None
5	310000		Total Pretax Income	+	Auto	Non-Expense	None	None
6	311000	310000	Pretax Income From Operations	+	Auto	Non-Expense	None	None
7	400000	311000	Gross Profit	+	Auto	Non-Expense	None	None
8	410000	400000	Net Revenue	+	Auto	Non-Expense	None	None
9	411000	410000	Gross Revenue	+	Auto	Non-Expense	None	None
10	412000	410000	Returns and Allowances	+	Auto	Non-Expense	None	None
11	450000	400000	Cost of Sales	-	Auto	Expense	None	None
12	500000	311000	Operating Expenses	-	Auto	Expense	None	None
13	501000	500000	Total Compensation	+	Auto	Expense	None	None
14	501100	501000	Salaries and Wages	+	Auto	Expense	None	None
15	501200	501000	Taxes and Benefits	+	Auto	Expense	None	None
16	502000	500000	Travel	+	Auto	Expense	None	None

Member Name	Description	Alias Default	Consolidation	Data Storage	Time Balance	Skip Option	Variance Reporting
Accounts		Accounts	+ (Addition)	Auto	None	None	Non-Expense
IncomeStatement		Income Statement	~ (Ignore)	Auto	None	None	Non-Expense
300000		Net Income	~ (Ignore)	Auto	None	None	Non-Expense
310000		Total Pretax Income	+ (Addition)	Auto	None	None	Non-Expense
311000		Pretax Income From Operations	+ (Addition)	Auto	None	None	Non-Expense
400000		Gross Profit	+ (Addition)	Auto	None	None	Non-Expense

Creating Models – Easy as 1-2-3 & 4

- Add Model (and Name it)
- Select Dimensions
- Deploy
- Load Data

The screenshot displays the 'Eden Performance Reporting App' interface. At the top, a header bar shows '1 Models' and '6 Dimensions'. Below this, a table lists dimensions and their status across different models. A context menu is open over the 'Legacy Reporting' model, showing options: Edit, Delete, Load Data, Extract Data, Clear Data, and Deploy. To the right, an 'Add Model' dialog box is visible, with the name 'Legacy Reporting' entered.

Dimension	Financial P...	Legacy Re...
Accounts(87) Account Dimension	✓ ⚠	✓ ⚠
Fiscal Calendar(17) Time Dimension	✓ ⚠	✓ ⚠
Currencies(24) Currency Dimension	✓ ⚠	■
Scenarios(6) Scenario Dimension	✓ ⚠	✓ ⚠
Years(4) Year Dimension	✓ ⚠	■
Entities(93) Entity Dimension	✓ ⚠	✓ ⚠



Financial Performance Reporting Extension for Smart View

Details

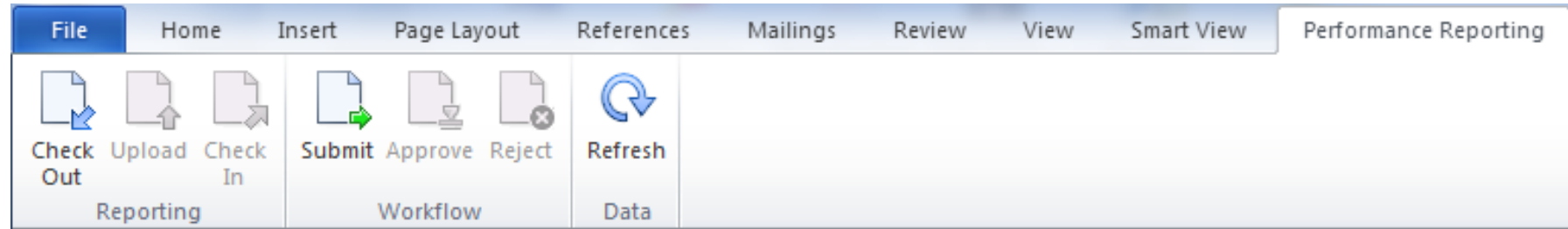
Accessing FPRCS in Word Author Phase

- Navigate Library
- Access Report Package Doclets
- View Contributors for Phase
- View Properties
- View History
- View/Access Versions
- View/Manage Document Contents

The screenshot displays a Microsoft Word document titled "Finance - Consol Balancesheet.docx". The document content includes a section titled "Eden Quarterly Report to the Board" followed by a "Balance Sheet - YoY Comparison:" table. The table compares financial data for June 2013 and June 2012, categorized into Assets, Liabilities, and Stockholders' Equity. The right sidebar contains two panels: "Performance Reporting" showing "EDEN BoD - Author In Progress" and a list of contributors (Sam Responsible, Sam Author, Peter Approver 1) with their respective dates and times; and "Properties" showing document metadata such as Name, Description, File Name, Version, Next Due Date, Created by, and Created on. The "Document Contents" panel at the bottom right lists the document structure, including "Smart View - Current Document" and "Finance - Consol Balancesheet.docx".

	June 2013	June 2012
Assets		
Cash and Cash Equivalents	\$ 9,020,609	\$ 6,041,490
Accounts Receivable - Net	1,239,347	1,166,904
Total Inventory	328,996	290,956
Prepaid Expenses	140,184	137,271
Current Assets	10,729,136	7,636,620
Gross PPE	1,821,779	1,694,096
Accum Depreciation	(942,681)	(876,723)
Fixed Assets	879,098	817,374
Intangible Assets Gross	52,455	51,530
Accum Amort: Intangible Assets	(15,541)	(15,279)
Long-Term Investments	-	-
Investment in Subsidiaries	267,221	251,203
Other Long-Term Assets	20,607	20,113
Long-Term Deferred Tax Asset	54,395	53,476
Investments in Subsidiaries	-	-
Other Assets	379,138	361,043
Total Assets	\$ 11,987,372	\$ 8,815,037
Liabilities and Stockholders' Equity		
Accounts Payable	\$ 1,828,664,372	\$ 1,698,761,472
Other Current Liabilities	1,322,799	1,246,629
IC Receipts and Payments Difference	63	58
Current Liabilities	3,151,526	2,945,449
LT Deferred Taxes	41,806	41,099
LT Debt	570,509	560,804
IC LT Loan Payable	31,715	31,179
Other LT Liabilities	92,093	88,864
IC Long-term Loan Difference	-	-
Long-Term Liabilities	736,123	721,946

Author Phase Actions in Word via Smart View



- Manage Authoring lifecycle
 - Check Out, Upload Checkin
- Initiate/Manage Approval Workflow
 - Submit, Approve, Reject
- Refresh
 - Refresh embedded data from FPRCS, EPM/BI sources

Accessing FPRCS in Word Review Phase

- Add Comments
- Reply to Comments
- Close Comments

Eden Quarterly Report to the Board

Finance Review

Summary Income Statement:

	Year to Date	Annual OpPlan
Net Revenue	457	\$859,311,388
Cost of Sales	956	\$524,017,573
Gross Profit	577	\$335,293,815
Operating Expenses	512	\$173,840,583
Pretax Income From O	066	\$161,453,233
Other Exp (Inc)	669	\$14,938,711
Provision for Income Tax	\$4,673,174	\$4,573,830
Earnings from Investments in Subs	\$276,340	\$272,510
Net Income	-\$15,351,616	\$10,845,169

Table 1.1

Overall, our balance sheet performance for the most recently completed quarter was off from our operating plan. Our net revenue was lower, based on several factors. These included increased competition, lower average selling prices and aggressive negotiations from our vendors.

Revenue and Gross Profit Analysis:

	Net Revenue	Gross Profit	Gross Margin
Period			
January	157,404,844	63,166,717	40
February	118,997,894	42,507,125	36
March	113,758,296	38,618,876	34
April	109,022,237	47,341,767	43
May	158,077,089	63,761,115	40

Smart View

Performance Reporting

ARM Test
Under Review

Review 01

User, Ascending | Open, All

Adam P. Axelrod 10/7/2014 11:13:41 AM
Comment 1 - this is open

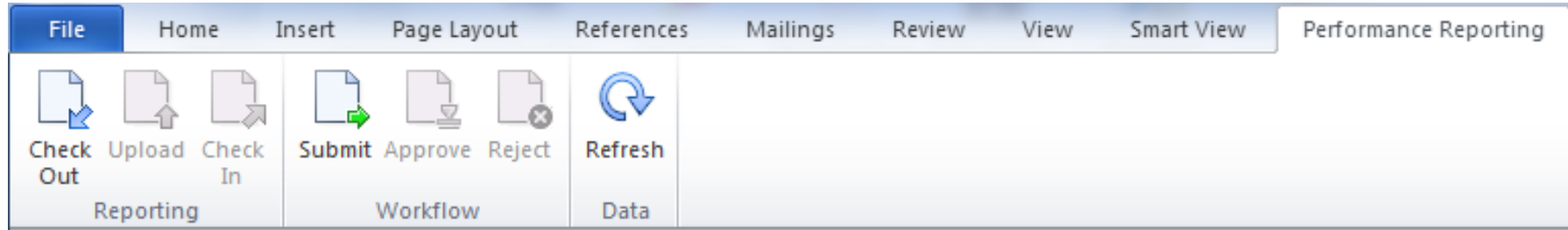
Adam P. Axelrod 10/7/2014 11:14:09 AM
Comment 2 Another one to test

Document Contents

Oracle BI EE - Document Hierarchy

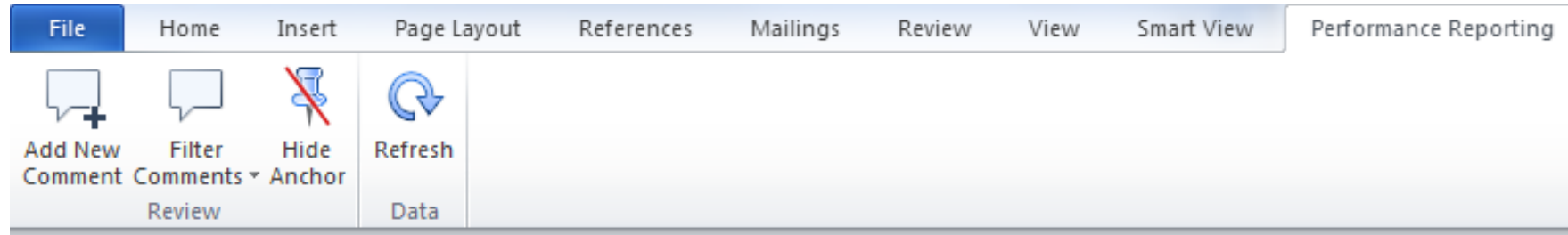
Review 01.docx

Review Phase Actions in Word via Smart View



- Ribbon actions are role-based
- Manage the document during authoring
 - Check Out, Upload, Check In
- Workflow Actions
 - Submit, Approve, Reject
- Refresh FPRCS/EPM/BI data embedded in document

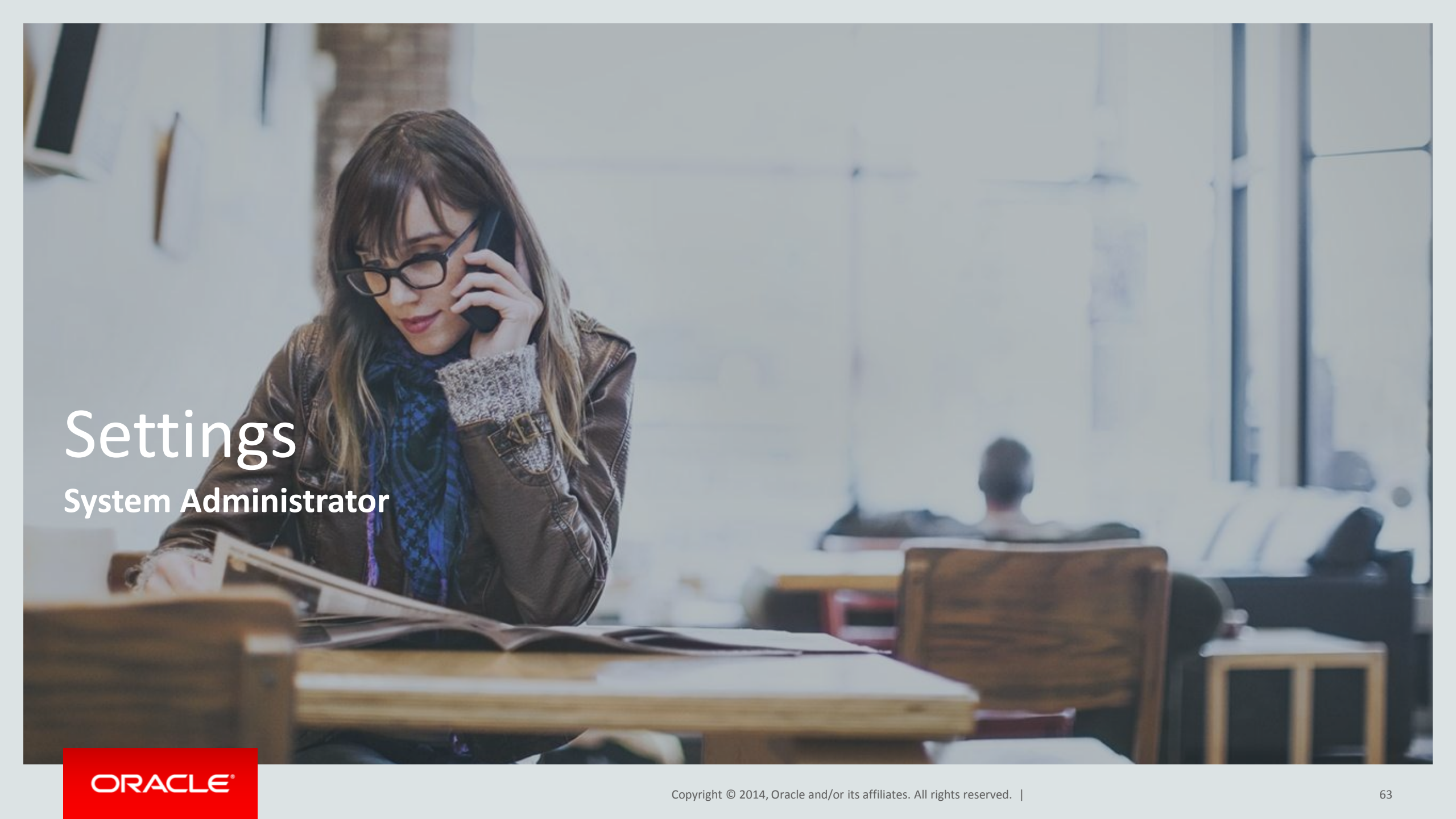
Review Phase Ribbon in Word via Smart View



- Comment Management
 - Add Comments
 - Open, Respond, Close Comments
- Toggle Comment indicators (pushpins) on and off
- Refresh Comments from FPRCS to see what others are saying

FPRCS in Excel

- Analyze FPRCS models
- Drill Down, Drill Up, Pivot
- Copy Data Points from Excel to Word

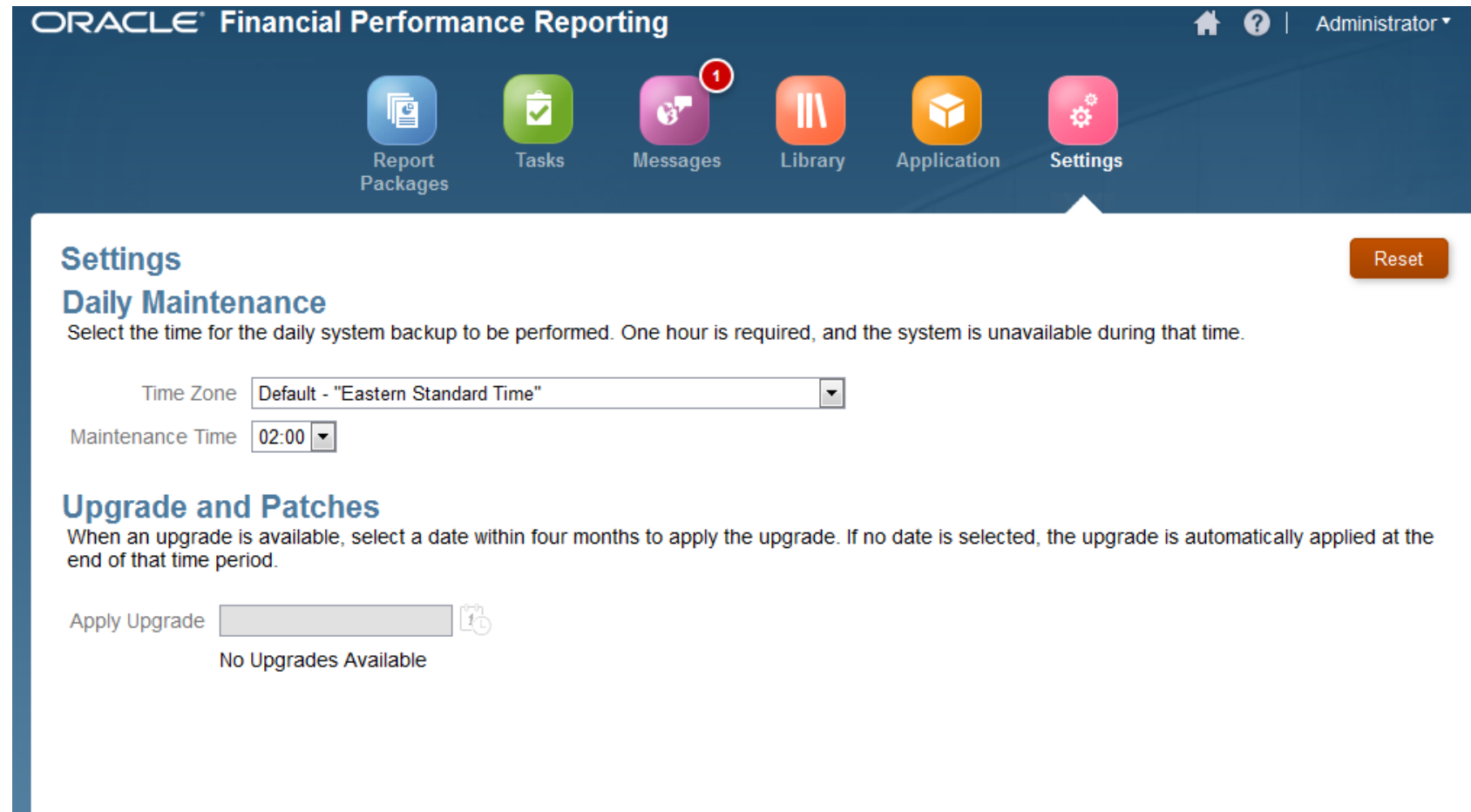


Settings

System Administrator

Settings

- Set Maintenance Window
- Apply Patches



The screenshot shows the Oracle Financial Performance Reporting interface. The top navigation bar is dark blue with the Oracle logo and the text "Financial Performance Reporting". On the right, there are icons for home, help, and a user dropdown menu labeled "Administrator". Below the navigation bar is a row of six icons: Report Packages (blue), Tasks (green), Messages (purple with a red notification bubble containing the number 1), Library (orange), Application (yellow), and Settings (pink). The Settings icon is highlighted with a white arrow. The main content area is white and contains two sections: "Settings" and "Daily Maintenance". The "Settings" section has a "Reset" button in the top right corner. The "Daily Maintenance" section has a description: "Select the time for the daily system backup to be performed. One hour is required, and the system is unavailable during that time." Below this are two dropdown menus: "Time Zone" set to "Default - 'Eastern Standard Time'" and "Maintenance Time" set to "02:00". The "Upgrade and Patches" section has a description: "When an upgrade is available, select a date within four months to apply the upgrade. If no date is selected, the upgrade is automatically applied at the end of that time period." Below this is a date picker labeled "Apply Upgrade" and a message "No Upgrades Available" with a calendar icon.

ORACLE® Financial Performance Reporting

Home ? Administrator ▾

Report Packages Tasks Messages Library Application Settings

Settings

Reset

Daily Maintenance


Select the time for the daily system backup to be performed. One hour is required, and the system is unavailable during that time.

Time Zone: Default - "Eastern Standard Time" ▾

Maintenance Time: 02:00 ▾

Upgrade and Patches

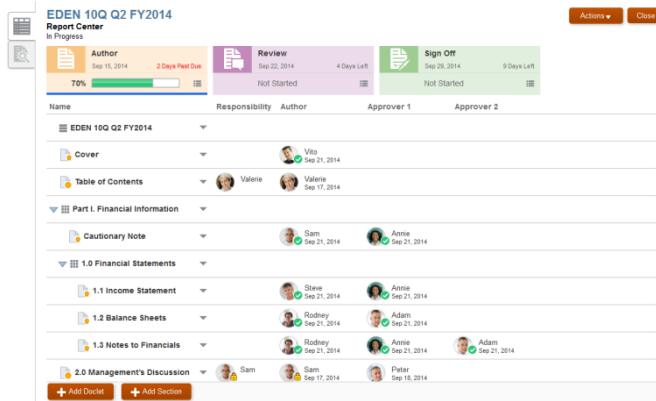
When an upgrade is available, select a date within four months to apply the upgrade. If no date is selected, the upgrade is automatically applied at the end of that time period.

Apply Upgrade: 

No Upgrades Available

Oracle EPM Cloud

Oracle Financial Performance Reporting Cloud Service



- Address Internal and Statutory Financial Reporting Needs
- Narrative-based management reporting and external disclosures in one solution
- Complete: Authoring, collaboration, commentary and delivery
- Secure: Role-based, auditable access on desktop and mobile devices
- Enterprise Grade: Security, High Availability, Scalability
- Fully Managed: Patched, Backed Up, Upgraded by Oracle

Hardware and Software

Engineered to Work Together

ORACLE®

